



ARIZONA CIVIC HEALTH INDEX

2010



The Arizona We Want:
A Time for Civic Renewal



CENTER FOR THE
FUTURE OF ARIZONA



THE ARIZONA WE WANT

When conversations first began about how to achieve *The Arizona We Want*, the Center for the Future of Arizona set an ambitious goal— build a citizens' agenda for Arizona's second century—a vision and set of goals that will mobilize people throughout the state and survive transitions in leadership over time. The goals include empowering citizens, increasing civic involvement, and fostering citizen well-being and sense of connection to one another.

The Center for the Future of Arizona was established in 2002 by Dr. Lattie Coor to help Arizona shape its future through an action-oriented agenda that focuses on issues critical to the state.

More than a think tank, the Center is an independent "do tank" that combines research with collaborative partnerships and initiatives that serve the public interest and the common good.

Governed by a distinguished board of directors, the Center is a 501(c)(3) organization funded through foundation, corporate and community contributions.



www.ArizonaFuture.org



www.TheArizonaWeWant.org

Center for the Future of Arizona

541 East Van Buren, Suite B-5, Phoenix, Arizona 85004 / 602.496.1360

Copyright © 2010 Center for the Future of Arizona and the National Conference on Citizenship. All Rights Reserved.

TABLE OF CONTENTS

2	INTRODUCTION
3	EXECUTIVE SUMMARY
4	HOW ARIZONA COMPARES WITH THE NATION: 2010 CIVIC HEALTH INDICATORS
6	WHO VOTES? WHO HELPS? WHO SPEAKS FOR ARIZONA? <ul style="list-style-type: none">• Actions that Influence Government• Actions that Build Community
18	SIGNIFICANT TRENDS IN AMERICA <ul style="list-style-type: none">• Changing Attitudes• Government Responses
21	CONCLUSION
22	TECHNICAL NOTES
24	NATIONAL CONFERENCE ON CITIZENSHIP

ACKNOWLEDGMENTS

NATIONAL CONFERENCE ON CITIZENSHIP
CIRCLE, TUFTS UNIVERSITY

Arizona Sponsors:



INTRODUCTION

Arizona finds itself at a particularly difficult time in its history. Arizonans have weathered difficult times in the past with great resilience and optimism, and have every reason to believe we can do so again, but not without a clear understanding of what it will take to build the Arizona we want for the future.

An economy based on a combination of climate, inexpensive land, housing and labor costs has long made Arizona a good place for people seeking opportunity. These attributes allowed planning to focus on short-term needs, not long-term strategy. The result is one of the nation's most cyclical economies. During economic expansions, Arizona consistently has one of the highest rates of population and employment growth in the nation.

The current deep recession, however, has taken its toll on businesses and jobs. The demand for public services in Arizona increased dramatically at the same time that tax revenues fell precipitously. The consequences since July 2007 include:

- **267,000 jobs lost¹**
- **Unemployment increases from 3.7% to 9.6%²**
- **State revenues drop to 2004 levels, but expenses are now 30% higher³**

The state faces a structural deficit of roughly \$2.5 to \$3 billion in 2011, depending on economic conditions.

Because hard times are tailor-made for exposing weaknesses, Arizona has been forced to confront a number of fundamental realities that go far beyond how to renew the economy, stabilize state finances or deal with immigration policy. One such reality is the state of Arizona's civic health.

The importance of the state's civic health became apparent with the release of *The Arizona We Want: Gallup Arizona Poll* in October 2009.⁴ The report contained a number of significant observations, some encouraging and some troubling. For example, the people of our state are deeply attached to Arizona, its open spaces and communities. Arizonans also agree on more than they disagree about what needs to be done to achieve the Arizona we want. Of great concern, however, is the fact that only 10% of Arizonans believe their "elected officials represent their interests," and only 12% believe the "people in their community care about each other."

These findings were confirmed in *The Arizona We Want: Citizen Questions for Candidates*, a second study released by the Center for the Future of Arizona in July 2010.⁵ In five town meetings held throughout the state in June, residents expressed their frustration with the partisanship and divisiveness that seem to be endemic at virtually all levels of government.

Taken together, the two reports signal a serious disconnect between citizens and their elected leaders. The purpose of the *Arizona Civic Health Index* is to help everyone understand the indicators of civic health being tracked nationally, the factors that most influence it and the opportunities Arizona has to improve citizen participation. As the *Arizona Civic Health Index* shows, our state's civic health needs immediate and sustained attention.

To help track and measure civic health in Arizona, the Center for the Future of Arizona turned to the National Conference on Citizenship (NCoC), a Congressionally chartered organization that began publishing *America's Civic Health Index* in 2006. The Index has become the leading gauge of how well Americans connect to each other and to their communities. In the report, civic health is determined by measuring a broad and balanced set of behaviors that describe how people participate in civic life—and to what extent. In 2008, NCoC began partnering with local institutions to produce state-level reports. After passage of the Edward M. Kennedy Serve America Act in 2009, NCoC partnered with the Corporation for National and Community Service and the U.S. Census Bureau to expand the data collection. The 2010 Civic Health Index is based on The Center for Information & Research on Civic Learning and Engagement (CIRCLE) analysis of Census Current Population Survey (CPS) data.

Arizona is pleased to join NCoC, 12 other states and four cities in publishing the 2010 report. In the following pages, you'll discover what we've learned about ourselves. Arizonans have always been resilient, optimistic and with a strong sense of place. What's missing is the glue that connects us to one another and helps us achieve the Arizona we want.

EXECUTIVE SUMMARY

Arizona is justifiably proud of its reputation as a place of opportunity. People move to Arizona looking for opportunity. Most find it in a new job, the chance to own a home, start a family or business, retire comfortably.

Arizona is a young and rapidly growing state, and Arizonans are well aware of the challenges involved in providing the physical infrastructure to keep pace with that growth. What may be less apparent, but equally important, is that we are also challenged to build the political and civic infrastructure to support both high growth and diversity. The indicators of civic health and key results set forth in this report underscore these challenges.

The 2010 *Arizona Civic Health Index* demonstrates clearly that we have a long way to go to achieve the level of citizen involvement necessary for a truly participatory society. Despite the challenges, the Index provides both a deeper understanding of the opportunities available and a yardstick for measuring our progress going forward.

FIVE OVERARCHING RESULTS

1. Arizonans are not as well informed as people in other states.

Approximately 37% of Arizonans say they do not follow or discuss the news regularly. The finding is especially acute among people with less education. Only 16% of those without college experience read and discuss the news regularly, which research has shown to be a key indicator of voting, volunteering and giving. Of the 13 states developing a state-level report on civic health this year, Arizonans have the lowest rate of news consumption across all forms of media.

Note: The thirteen states partnering with NCoC in 2010 are: Arizona, California, Florida, Illinois, Maryland, Missouri, New York, North Carolina, Ohio, Oklahoma, Pennsylvania, Texas and Virginia. The metropolitan communities of Chicago, Miami, Minneapolis/St. Paul, and Seattle also participated.

2. Voter turnout continues to decline.

Arizona ranks 43rd for voter turnout in the 2008 presidential election (59.8%), and 40th in the nation for voter registration (68.9%). These results reflect a four percentage point decline in voter turnout from the 2004 election and a two percentage point decline in voter registration. The study also shows that although voter turnout among 18- to 29-year olds is on the rise nationally, that's not true in Arizona. Only 47% of younger Arizonans voted in 2008, compared with 51% nationally. Arizona's voter turnout in primary elections, which decreased from 25.3% in 2002 to 22.8% in 2008, increased for the 2010 primary to 28.2%. This is Arizona's highest primary turnout since the early 1990's.⁶



3. Arizonans are not as strongly connected to one another as people in other states.

Arizona ranks 45th on an index that measures how frequently people eat dinner with family or members of their household. These activities are not only strongly linked to personal well-being, but also predict participation in civic life. For example, 72% of those who eat dinner most nights with family voted in 2008, compared with 29% for those who do not. Arizona ranks 48th in the nation for "exchanging favors with neighbors," another measure of social connectedness.

4. There is an educational divide in citizen participation.

On most measures, education beyond high school is one of the key predictors of voter turnout and other expressions of citizen engagement. Slightly more than 80% of all Arizonans with a college degree voted in 2008, 11 percentage points higher than those with some college experience and 32 percentage points higher than those with only a high school diploma.

5. Arizonans feel a growing disconnect with the leaders they elect to represent them.

Levels of confidence in government are declining. The 2009 *America's Civic Health Index* found that only six percent of Americans expressed a great deal of confidence in Congress or the executive branch. Similarly, the 2009 Gallup Arizona Poll found that only 10% of Arizonans believe that elected officials represent their interests. Restoring trust between leaders and citizens is essential to Arizona's civic health.

HOW ARIZONA COMPARES WITH THE NATION

2010 CIVIC HEALTH INDICATORS

ACTIONS THAT INFLUENCE GOVERNMENT

NATIONAL

ARIZONA

VOTER REGISTRATION, TURNOUT AND FULFILLMENT RATES (2008)

Voter registration	71.0%	68.9%
Voter turnout	63.6%	59.8%
Voter turnout for 18 to 29 year olds	51.1%	47.0%
Voter fulfillment rate	89.6%	86.9%

EXPRESS POLITICAL VOICE IN OTHER WAYS

Discuss politics frequently with family/friends.	39.3%	39.1%
Participate in non-voting political activities.	26.3%	24.8%
<i>Political activities include:</i>		
Contacted or visited a public official.	10.9%	11.3%
Attended a meeting where political issues were discussed.	10.1%	9.8%
Bought or boycotted a product or service.	10.1%	10.5%
Took part in political march, rally, protest, demonstration.	3.1%	Not available
Gave time or money to a candidate or party.	14.6%	13.2%

FOLLOW THE NEWS AND STAY INFORMED

Follow news several times a week or more:

Read newspaper (print, Internet).	67.5%	57.0%
Read newsmagazine (print, Internet).	16.8%	11.8%
Watch news (TV, Internet).	86.0%	80.3%
Listen to news on (radio, radio Internet).	54.5%	47.9%
Get news from blogs, chat rooms or independent news.	19.7%	17.1%

ACTIONS THAT BUILD COMMUNITY

NATIONAL

ARIZONA

MAINTAIN CLOSE TIES TO FAMILY, FRIENDS AND NEIGHBORS

Eat dinner with family or household almost every day.	89.1%	86.9%
Talk with family and friends via email or on the Internet.	53.6%	51.8%
Talk with neighbors several times a week or more.	45.8%	39.9%
Exchange favors with neighbors.	16.0%	13.5%

PARTICIPATE AND PROVIDE LEADERSHIP TO ORGANIZATIONS

Attended meeting of any group or organization.	21.5%	21.0%
Belong to group or organization that meets regularly.	35.1%	34.3%
Served as officer or committee member in last 12 months.	10.1%	10.5%
Worked with neighbors to fix a community problem.	8.8%	8.1%

GIVE TIME AND MONEY TO CAUSES AND HELPING OTHERS

Volunteered in 2009.	26.8%	24.8%
Made contributions of \$25 or more.	50.0%	48.2%

SUMMARY: ARIZONA RANKINGS

INDICATOR

2008/2009 ARIZONA

RANKING

Voter registration	68.9%	40th
Voter turnout	59.8%	43rd
Voter turnout for 18 to 29 years olds	47.0%	41st
Voter fulfillment	86.9%	Not available
Discuss politics frequently.	39.1%	32nd
Participate in non-electoral political activities.	24.8%	36th
Eat dinner with family or members of household.	86.9%	45th
Exchange favors with neighbors.	13.5%	48th
Belong to organization that meets at least once a month.	34.3%	33rd
Serve as officer or committee member of group.	10.5%	Not available
Give time as volunteer.	24.8%	36th
Work with neighbors to fix a problem.	8.1%	34th
Give money to help others.	48.2%	Not available

WHO VOTES? WHO HELPS? WHO SPEAKS FOR ARIZONA?

2010 ARIZONA CIVIC HEALTH INDEX

The Gallup Arizona Poll captured a realistic and contemporary picture of attitudes and beliefs—what people think about life in Arizona communities and what they want for the future. The 2010 *Arizona Civic Health Index* captures an equally realistic picture of individual behavior, how people participate in Arizona's civic life—and to what extent.

This section of the report describes Arizona's performance on an array of measures used by the National Conference on Citizenship (NCoC) and its partners to benchmark civic health in America. Civic health is defined by NCoC as a broad composite of activities that include *actions that influence government and actions that build community*. Both are essential characteristics of a democratic society that is resilient and sustainable in the 21st century.

ACTIONS THAT INFLUENCE GOVERNMENT

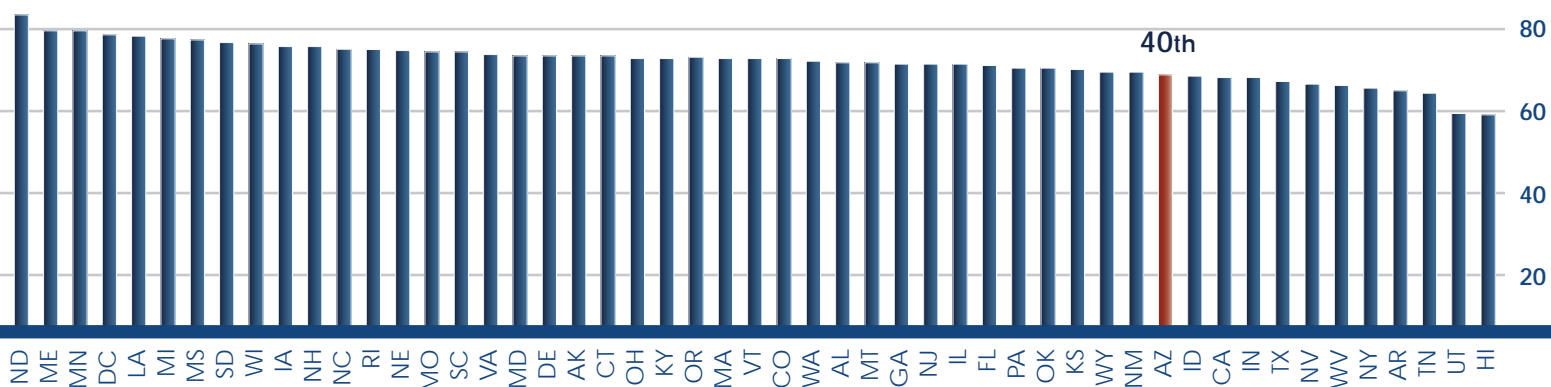
The most powerful way for individuals to influence government is by voting—choosing leaders to govern and manage public life and, increasingly at the state level, making policy decisions on ballot initiatives. Voter registration and voter turnout are the measures by which we determine the extent to which citizens are fully using their ability to influence government. On each of these measures, Arizona ranks in the bottom fourth of the nation.

VOTING

VOTER REGISTRATION: Arizona ranks 40th among all states in voter registration based on the 2008 presidential election, which is a 2% decline from the state's registration rate in 2004. In 2008, 68.9% of Arizona's eligible voters registered, compared with a national voter registration rate of 71%.

INDICATOR 1: VOTER REGISTRATION

2008 NATIONAL AVERAGE - 71% ARIZONA AVERAGE - 68.9%



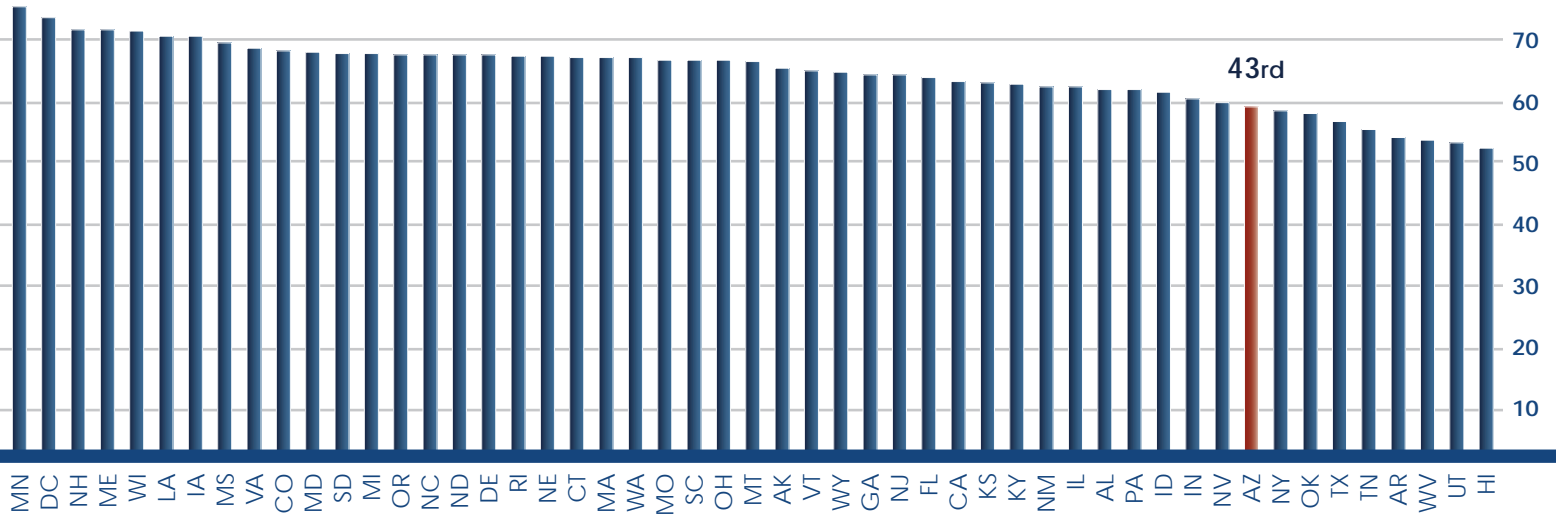
VOTER TURNOUT: Arizona ranks 43rd in the nation for voter turnout in the 2008 presidential election, a four percentage point decline from the 2004 election when Arizona ranks 39th. The turnout among registered voters was 86.9%, compared with 89.6% for the U.S. as a whole. Although voter turnout among 18- to 29-year olds is increasing nationally, that's not true in Arizona. Voter turnout among younger Arizonans in 2008 was 47%, compared to 51% nationally.

Minnesota continues to lead the nation with a 75% voter turnout. States that made significant improvement, moving from below the national average in 2004 to above the average in 2008, include Mississippi (8th), North Carolina (15th) and Connecticut (20th).

INDICATOR 2: VOTER TURNOUT

2008 NATIONAL AVERAGE - 63.6%

ARIZONA - 59.8%



Results of the *Arizona Civic Health Index* make it clear the state is challenged in two ways. Arizona needs to increase voter registration and we need to close the gap between registration and voter turnout. In general, states with higher registration rates tend to have higher turnout with a few notable exceptions. North Dakota, for example, has the nation's highest voter registration rate in 2008 at 83.7%—but the state ranks 17th for voter turnout, marking a 16 percentage point gap between registration and actual turnout. On the other hand, Colorado ranks 27th in the nation for voter registration at 72.2%, but ranks 10th overall for voter turnout, marking a gap of about four percentage points.

Opportunities for Arizona:

1. Increase voter registration and close the gap between voter registration and voter turnout.

- 48% of Arizonans with a high school education voted in 2008, 12 percentage points below the percentage who registered (60%) for a turnout of 80%.
- 47% of younger citizens (18- to 29-year olds) voted in 2008, 16 percentage points below the percentage who registered (59.9%) for a turnout of 78.5%.
- 45% of those with incomes less than \$35,000 voted in 2008, an estimated 12 percentage points below the percentage who registered (56.2%) for a turnout of 79.9%.

- 57% of those living with children under the age of 18 in the home voted in 2008, 13 percentage points below the percentage who registered (70.4%) for a turnout of 81.4%.
- 36.6% of Latinos voted in 2008, 15 percentage points below the percentage registered (51.5%). Latinos make up 30% of the state's population in the 2010 census. If Latino voters participated at the same rate as other ethnicities, Arizona's voter turnout would be approximately 65.5%, placing it slightly above the national average of 63.6%.
- College graduates, Baby Boomers, citizens age 65+, high-income Arizonans, and those who have served on active duty in the U.S. armed forces have the highest voter registration and voter turnout rates.

2. Increase the educational level of Arizona voters.

- On most measures, education beyond high school is one of the key predictors of voter turnout. Slightly more than 80% of all Arizona citizens with a college degree voted in 2008, 11 percentage points higher than estimates for citizens with some college experience and 32 percentage points higher than estimates for citizens with a high school diploma.
- Currently, 25.3% of the state's population over the age of 25 hold a bachelor's degree, compared with the national average of 27%. Encouraging citizens to complete degrees should significantly increase Arizona's voter turnout.

3. Increase the voting rate for all citizens, especially men.

- Women vote at a higher rate than men. Slightly more than 62% of Arizona women voted in 2008, almost five percentage points higher than estimates for men. If men voted at the same rate as women, Arizona could recapture the ground lost between 2004 and 2008.

4. Increase voting rates for citizens from all parts of Arizona, especially non-metropolitan areas.

- Urban Arizonans vote at a higher rate than citizens in other areas. A total of 61.7% of metropolitan residents voted in 2008, compared with 47.3% of citizens living outside the urban corridor. This is the opposite of national trends—59.8% of rural Americans vote, compared with 53.2% of urban citizens.
- Within Arizona's urban corridor, Tucson reported the highest rate (64.5%), above the national average of 63.6%. The voting participation rate for the Phoenix-Mesa-Scottsdale MSA is 60.4%, below the rate for urban citizens as a whole. Specific results are not available for other metropolitan areas, smaller cities or individual rural communities.

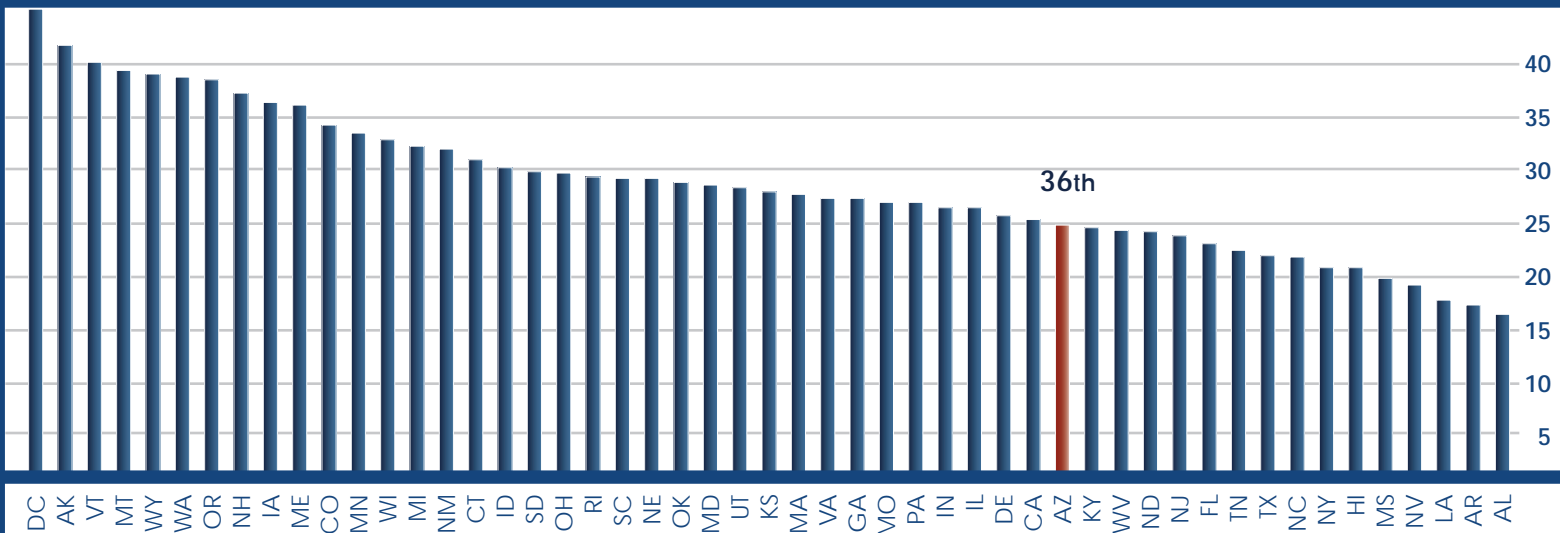
EXPRESSING POLITICAL VOICE IN OTHER WAYS

ENGAGING IN NON-ELECTORAL POLITICAL ACTIVITIES: Beyond voting, Arizonans have many opportunities to influence government. The Census CPS asks whether people have participated in one or more political acts during the year—contacted or visited with a public official; attended a public meeting about political issues; bought or boycotted a product for political reasons, took part in a political march, rally, or demonstration; gave time or money to a candidate or party. State rankings show that civic behavior varies significantly across the country with citizen participation ranging from 16.6% to more than 45%. Arizona ranks 36th in the nation, slightly behind the national average.

INDICATOR 3: PARTICIPATE IN ONE OR MORE NON-ELECTORAL POLITICAL ACTIVITIES

2008 - 2009 NATIONAL AVERAGE - 26.3%

ARIZONA - 24.8%



Opportunities for Arizona:

1. Increase participation among all Arizonans.

- Latinos are less likely to participate in political activism than other ethnicities.
- Arizonans with a high school education are less likely to participate in political activism than those with a college degree or some college experience.
- Younger Arizonans (18- to 45-year olds) are less likely to participate in political activism than Baby Boomers (25%) or those age 65+ (35%).

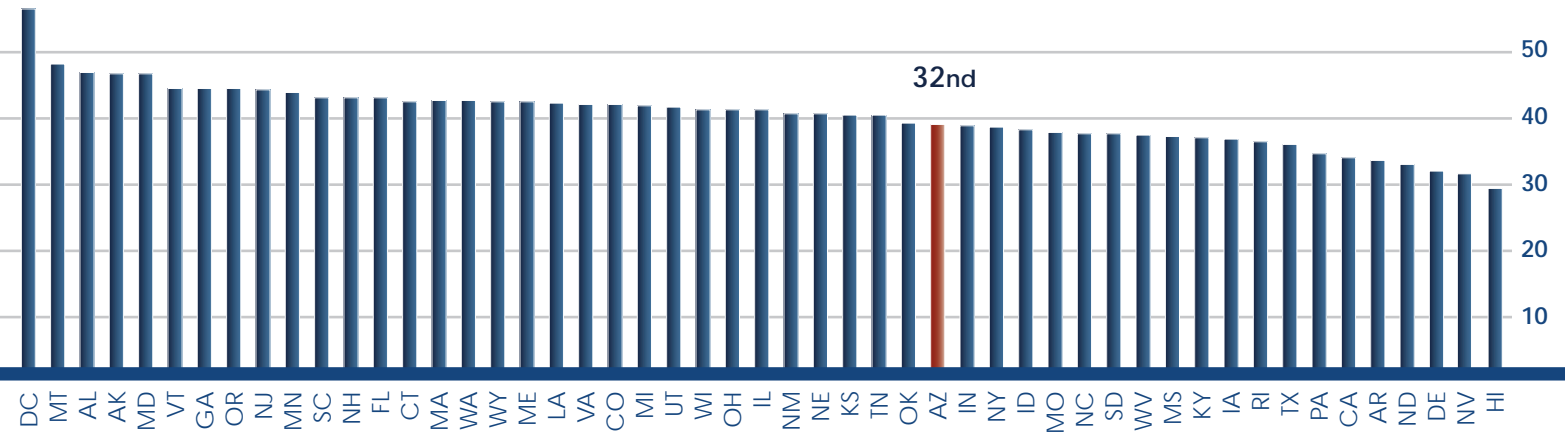
2. Identify other effective ways for Arizonans to express political voice.

- Arizonans are almost as likely as the national average to buy or boycott a product for political reasons. This suggests that if people feel strongly enough about an issue, they are willing to act.

POLITICAL DISCUSSION: Democratic processes require informed people who understand the issues, recognize opportunities for progress and respect other people's views and interests. The *Arizona Civic Health Index* identifies the frequency of political discussion as an indicator of citizen engagement.



INDICATOR 4: DISCUSS POLITICS WITH FAMILY AND FRIENDS
 2008 - 2009 NATIONAL AVERAGE - 39.3% ARIZONA - 39.1%



Opportunities for Arizona:

1. Encourage young people to become more politically active.

- Younger Arizonans are interested in politics—they're just not as likely to vote. Although younger Arizonans (18- to 29-year olds) nationally are the least likely to follow the news and discuss politics, the reverse is true in Arizona. An estimated 40.9% of the state's younger residents report having political discussions several times a week or more, slightly higher than the state's average, and the second highest rate of any age group. Arizona needs to find ways to translate the political interests of younger citizens into higher voter registration and voter turnout as well as their participation in all forms of political expression.

2. Improve employment opportunities in Arizona.

- Employment is a key factor in citizen participation. An estimated 44% of employed Arizonans (full-time and part-time) have frequent political discussions. The results of the *Arizona Civic Health Index* suggest that as many as 62.1% of Arizonans with full time employment voted in the 2008 election, 12 percentage points higher than estimates for the state's unemployed citizens. Job creation is essential not only for the Arizona economy, but for our civic health as well.

STAYING INFORMED AND USING TECHNOLOGY

UNDERSTAND THE ISSUES: The *Arizona Civic Health Index* measures news consumption and the frequency of political discussion because these two activities encourage voting and other kinds of political activity, such as participating in public meetings or visiting with elected officials.

Although national rankings are not available on this measure, Arizonans have the lowest rating for news consumption across all media among the 13 states participating in the 2010 Civic Health Index state-level reports. In the Gallup Arizona Poll, the skill citizens chose as most important to leadership in the 21st century was an “understanding of complex issues.” The *Arizona Civic Health Index* suggests that a healthy democracy requires the same of citizens.

Opportunities for Arizona:

1. Encourage all Arizonans to be well-informed and knowledgeable about the issues.

- Only 29.4% of Americans access the news frequently and broadly, and discuss politics with family and friends. A staggering 30.4% of Americans do neither and in Arizona, more than 37% say they do not follow the news regularly.
- Those without college educations are less likely to follow the news and discuss politics with family and friends; only 15.9% of Arizonans in that category say they do both, half the rate of college-educated Arizonans.

2. Return civic learning to Arizona classrooms.

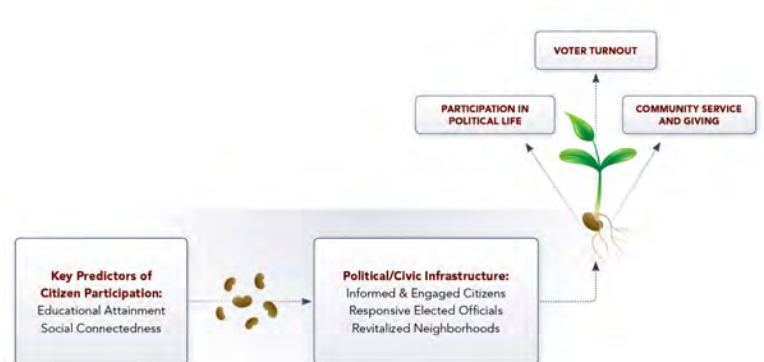
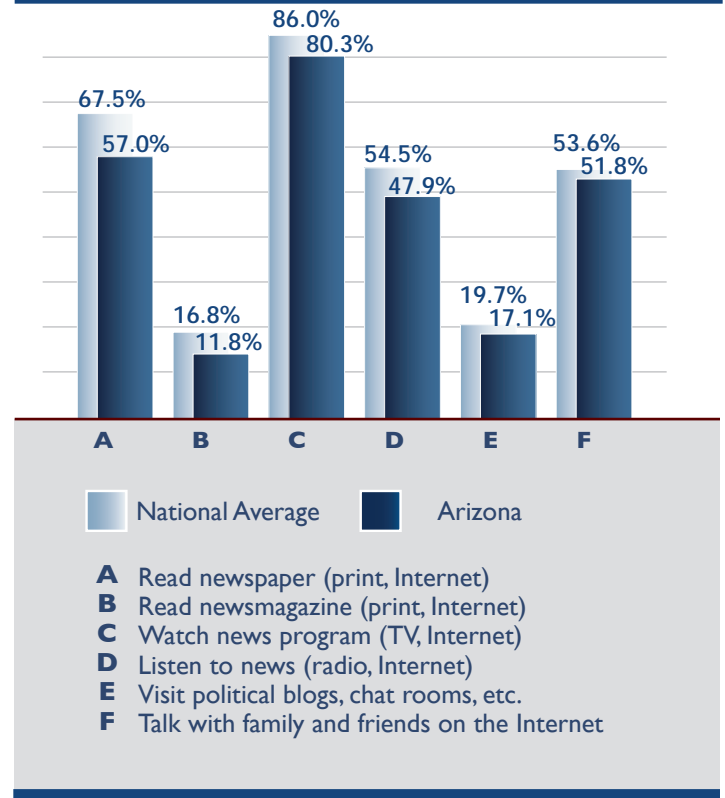
- According to a 2009 study by the Arizona Civics Coalition, classroom time devoted to civics is limited in Arizona, and we have no statewide assessment of how well students understand government and the political process.
- Civic education in Arizona is not one of the topics specifically measured in student achievement testing.

ACTIONS THAT BUILD COMMUNITY

One of the most compelling insights in the *Arizona Civic Health Index* is the synergy that takes place in communities where citizens are both highly educated and strongly connected to one another. Social connectedness is defined in two ways—the degree to which people connect with one another personally and the degree to which they connect to a broader social network by participating in groups and organizations.

The combination of education and social connectedness creates a political/civic infrastructure in much the same way that modern transportation facilities, water and energy resources create the physical infrastructure for success in the 21st century.

STAYING INFORMED FOLLOWING THE NEWS SEVERAL TIMES A WEEK OR MORE



In Joel Kotkin's *The Next 100 Million: America in 2050*, he writes about "cities of aspiration" that offer upward mobility to people hoping to improve their economic condition. Decentralized cities like Houston, Atlanta and Phoenix offer a new model of urbanism that has resulted in unprecedented growth. According to Kotkin, the trend in Phoenix illustrates the shift taking place nationally. Although several new city center developments have been built in recent years, growth continues to occur more in the surrounding outer rings than in the inner core. Kotkin notes that the outer rings are moving farther and farther from the historic city center because of vast land resources and technology, creating clusters of communities with their own identities and self-sufficient services that don't require high-density living. Kotkin predicts the successful communities of the future will be those that pay close attention to what he calls the "smaller units" of life—the interactions that build family, revitalize neighborhoods, move people out of poverty and transform them into informed and competent citizens.



In the future, communities that focus on social connectedness, education and participatory citizenship will thrive in the 21st century. Given modern technology, these opportunities are now available in suburban areas and smaller communities throughout Arizona as well as in more traditional cities.

CONNECTING WITH FAMILY, FRIENDS AND NEIGHBORS

When the Gallup Arizona Poll was released in October 2009, one troubling result was the lack of connection Arizonans feel to one another. Only 12% of Arizonans "strongly agree" that people in our communities care about each other. This sense of isolation is also seen in the *Arizona Civic Health Index*. The percentage of people in our state who are not actively connected to others is notably high when compared with the national average on four key measures.

EATING DINNER WITH FAMILY OR HOUSEHOLD MEMBER:

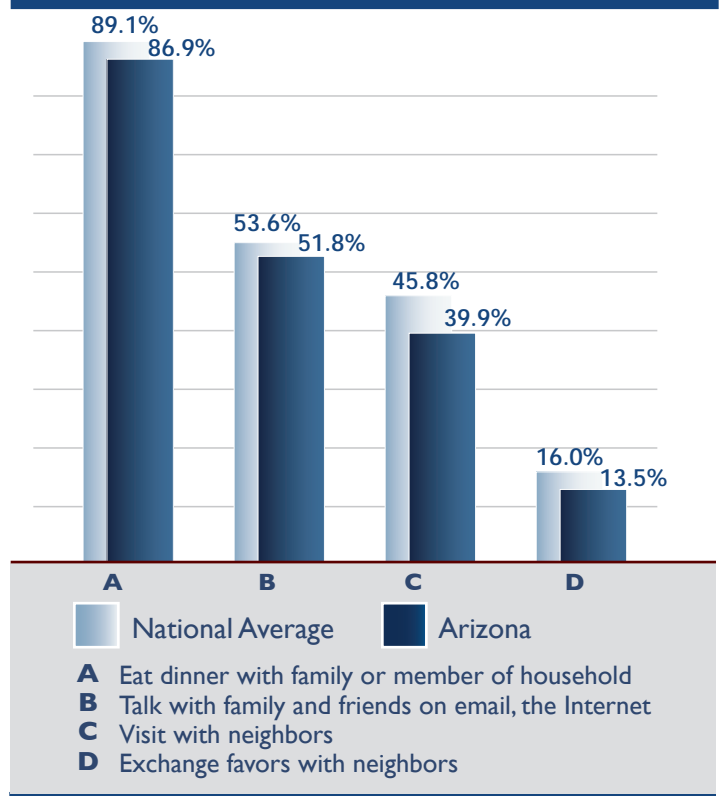
Arizona ranks 45th in the nation for those who say they eat dinner with a family or household member at least a few times a week. Nationally, 59% of those who eat dinner with family every day voted in 2008, more than double the estimate for people who do not.

EXCHANGING FAVORS WITH NEIGHBORS:

Arizona ranks 48th in the nation for people who say they trade favors with neighbors at least a few times a week—watching one another's children, lending tools or kitchen supplies, house-sitting and other acts of kindness. More than 91% of Americans say they have close ties with families and neighbors directly or via technologies such as email and the Internet, but a much smaller group (15.9%) do favors for neighbors on a regular basis.

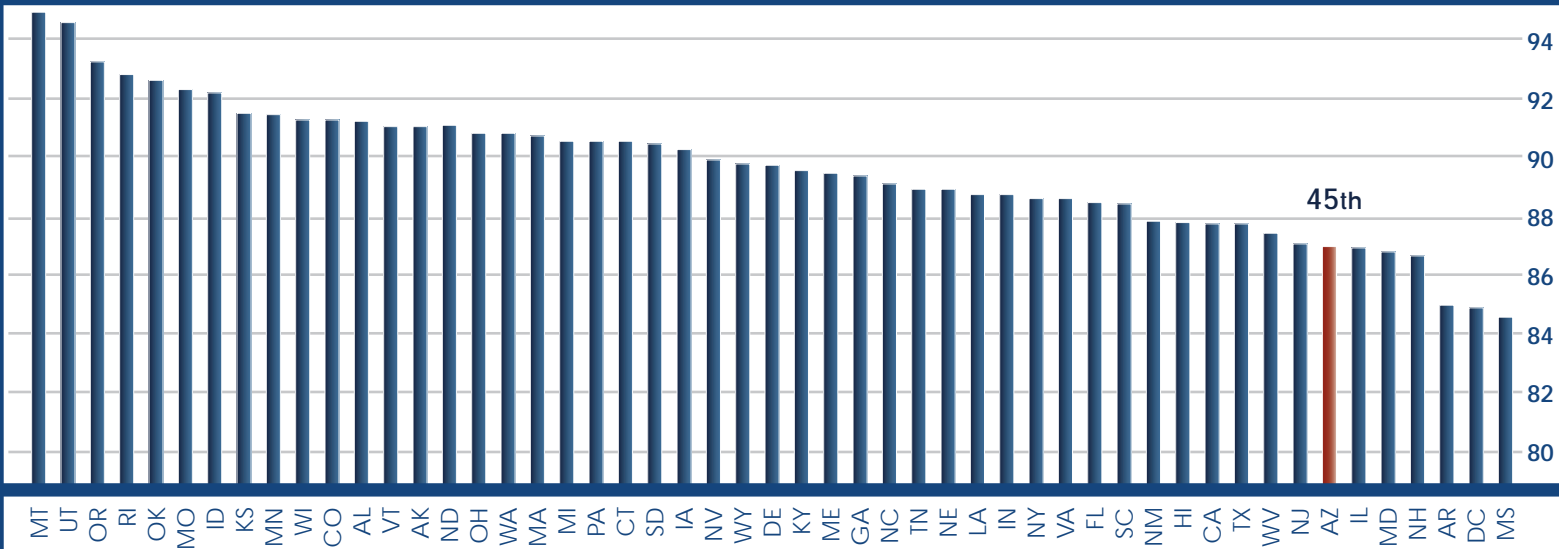
The Index identifies two measures, eating dinner with family and exchanging favors with neighbors, as key indicators of how actively Arizonans are connecting with others. But it is even more telling to note the percentages that report no participation. Specifically, 25% of Arizonans say they never talk to neighbors, and 49% say they never trade favors with neighbors.

ACTIONS THAT BUILD PERSONAL CONNECTIONS CONNECT ON A PERSONAL LEVEL A FEW TIMES A WEEK OR MORE

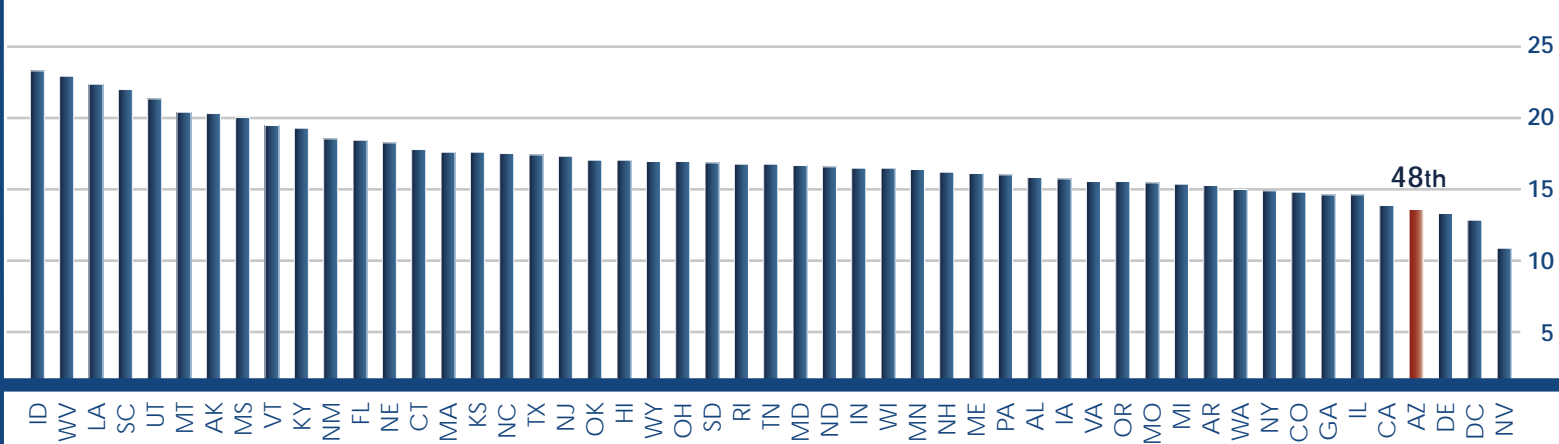


Strong human connections are known to have positive effects on personal health and well-being, and the *Arizona Civic Health Index* finds that people who are more strongly connected are also more likely to vote, volunteer and participate in other civic activities.

INDICATOR 5: EAT DINNER WITH FAMILY AND HOUSEHOLD MEMBERS
 2009 NATIONAL AVERAGE - 89.1% ARIZONA - 86.9%



INDICATOR 6: EXCHANGE FAVORS WITH NEIGHBORS
 2009 NATIONAL AVERAGE - 16.0% ARIZONA - 13.5%



Opportunities for Arizona:

I. Help neighborhoods plan and implement their own solutions to community issues.

- In Arizona, those who are least likely to share dinner frequently with family are Latinos, those who are single(never married) and those with less education and income.
- Arizonans who are least likely to trade favors with neighbors are those who are single, employed full-time, have incomes between \$50,000 and \$75,000, those with only a high school education, and 18- to 29-year olds.
- Arizonans who live in the metropolitan areas of the state are more likely to say they are personally connected to others. Tucson residents report the highest rate of eating dinner with family (95.1%), considerably higher than the national average and 10 percentage points higher than estimates for rural residents. The rate for the Phoenix-Mesa-Scottsdale MSA is 84.5%. Tucson also reports the highest rate for trading favors with neighbors (18.8%), four percentage points higher than the urban corridor as a whole and nine percentage points higher than rural areas. The rate for the Phoenix-Mesa-Scottsdale MSA is 12.6%.

2. Encourage the use of technology.

- Staying in close communication with family and friends via email and the Internet is emerging as another indicator of civic engagement. Nationally, 78.2% of Americans who report using email daily for personal communication voted in the 2008 election, compared with 55.7% of those who do not use the Internet.
- In Arizona, 62.6% of the state’s youngest voters (18- to 29-year olds) use the Internet to talk to family and friends a few times a week or more. An estimated 23% also report getting news from Internet blogs and chat rooms at least several times a week. These higher rates support the finding that younger voters in Arizona are interested in politics, but are not as likely to express their views through voting or participating in public meetings.



PARTICIPATING IN GROUPS AND ORGANIZATIONS

In *Democracy in America*, Alexis de Tocqueville wrote in 1835 that active participation and leadership in citizen organizations are the building blocks of a civil society and essential to democracy’s success in America. Slightly more than 35% of all Americans are members of at least one organization, the most common way for people to affiliate with others around a common interest or cause.

Participation among Arizonans is fairly close to the national average on all measures, with slightly higher estimates for the number of people who say they served in a leadership role during the last year. A noticeable difference in Arizona is that people are more likely to belong to a service or civic organization and they are less likely to be involved in organized religion.

Opportunities for Arizona:

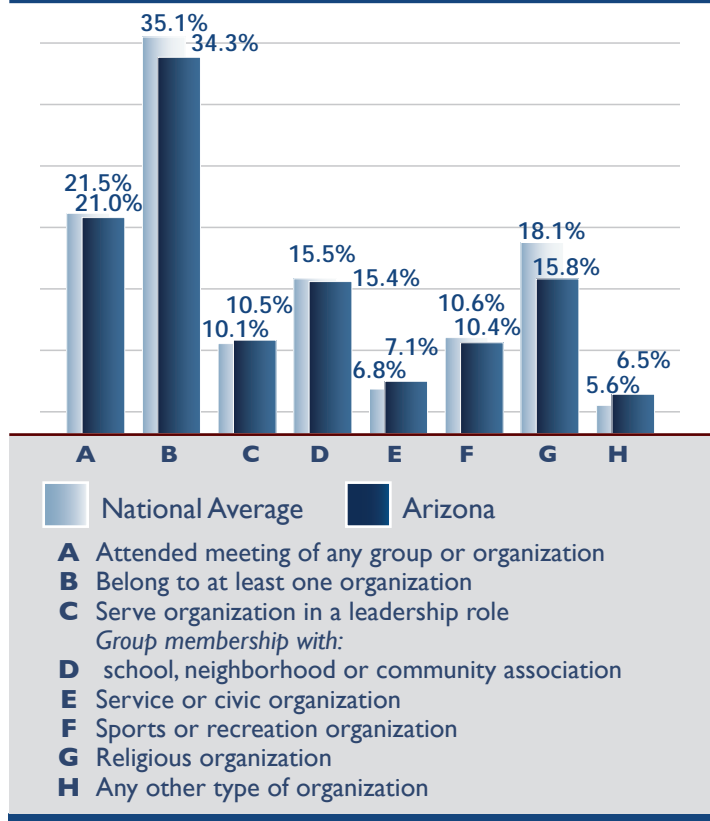
1. Increase participation for everyone, including men.

- Women join groups and organizations at a higher rate than men. An estimated 39.2% of all Arizona women belong to one or more groups, 10 percentage points higher than estimates for men and five percentage points higher than the national average.
- An estimated 25.5% of Latinos are members of at least one organization, 12 percentage points lower than estimates for other ethnicities.
- Membership increases with income and age. An estimated 21.7% of those with incomes below \$35,000 say they belong to a group, 14 percentage points lower than estimates for citizens with incomes between \$35,000 and \$50,000. More than 42% of people age 65+ belong to organizations.
- Overall, 64.1% of Arizonans say they do not belong to any organization, attend no group meetings and have not served as an officer or committee member. This is relatively high compared to the national average of 60.7%.

2. Build on the willingness of Arizonans to serve as civic leaders.

- Women serve as leaders in organizations at a higher rate than men. A total of 12.2% of Arizona women say they have served in a leadership role in the last year, which is approximately three percentage points higher than estimates for men and two percentage points higher than the national average.
- Nearly 20% of Arizona’s college graduates (age 25+) say they are playing a leadership role in an organization, seven percentage points higher than estimates for those with some college experience and 14 percentage points higher than estimates for high school graduates.

AFFILIATION WITH GROUPS AND ORGANIZATIONS

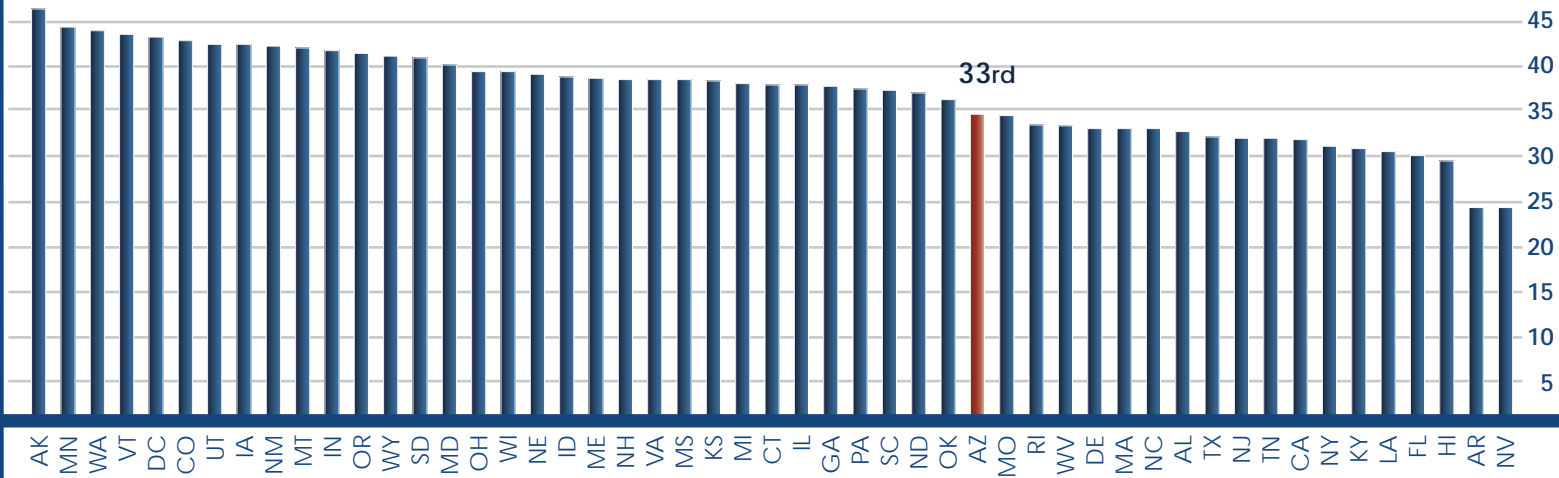


At 34.3%, Arizona ranks 33rd in the nation for the number of people who belong to one or more organizations. Membership is defined as participation in a group that meets at least once a month.

INDICATOR 7: BELONG TO AT LEAST ONE GROUP

2008 - 2009 NATIONAL AVERAGE - 35.1%

ARIZONA - 34.3%



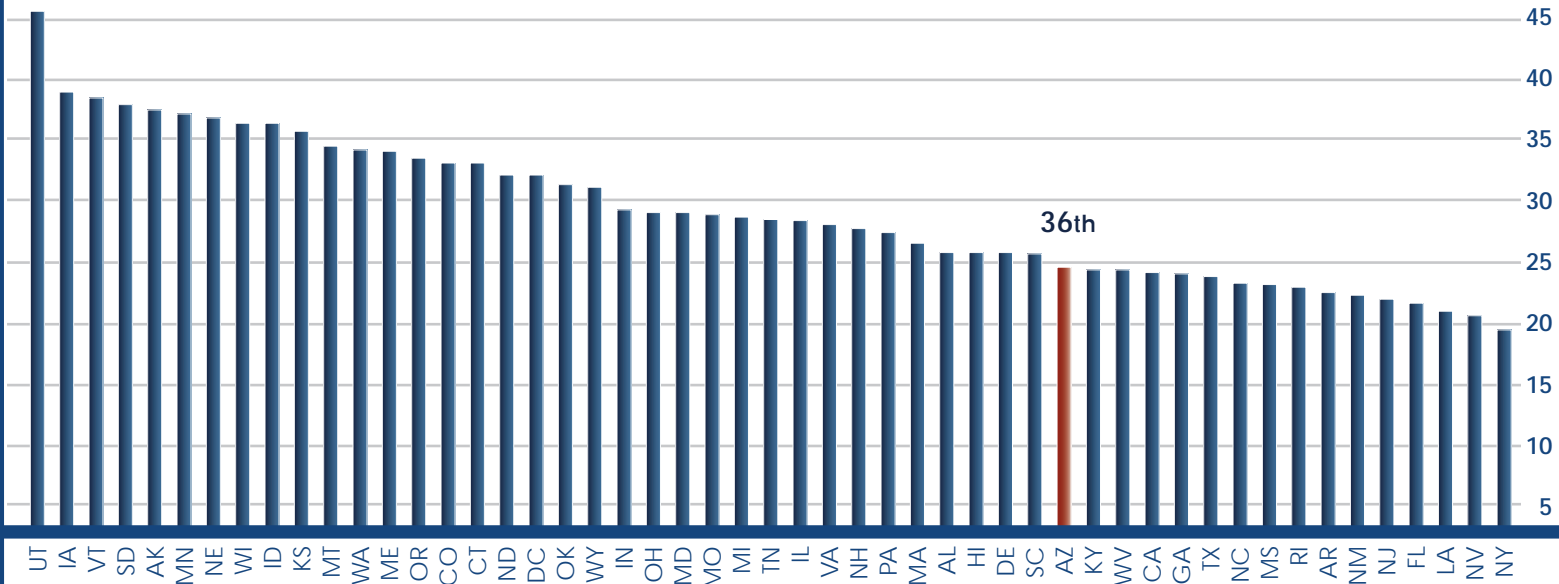
COMMUNITY SERVICE AND CHARITABLE GIVING

VOLUNTEERING: Service is a deeply rooted value in America, and recent studies indicate that volunteerism is on the rise, especially among younger people. According to *Volunteering in America*, Arizona has 1.2 million volunteers who contribute more than 168 million hours of service annually (2007-2009)⁷. Arizona ranks 36th in the nation on this measure.

INDICATOR 8: VOLUNTEER

2009 NATIONAL AVERAGE - 26.8%

ARIZONA - 24.8%



When Arizonans volunteer, they contribute more time per year than the national average—55.9% say they volunteer 12 weeks or more annually. Arizonans give less time to religious organizations and social/civic organizations than the national average, and more time to educational organizations and those serving children.

Opportunities for Arizona:

1. Build on the willingness of Arizonans to give more time.

- This is a social strength that can build civic engagement in communities throughout the state. Gen X Arizonans (ages 30 to 45) and Baby Boomers have the highest estimated rates of volunteering at 27%, slightly above the national average of 26.8%.

2. Explore the possibility of providing incentives to younger volunteers and high school graduates.

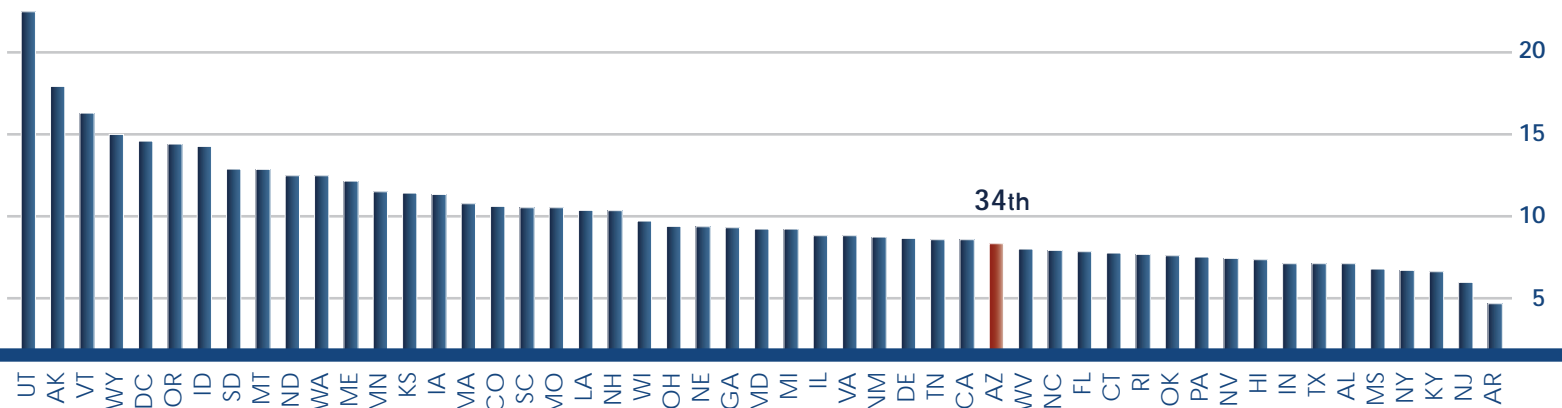
- Although service-learning is not required for Arizona students, opportunities for civic engagement among high school students exist throughout the school system. Incentives being considered in some states include making service-learning a requirement for high school graduation.
- Offering tuition credits to college students for community service is another incentive being discussed. Arizona's college graduates have the highest rate of volunteerism at 38.2%, eight percentage points above estimates for those with some college experience and 20 percentage points above estimates for those with a high school diploma.

WORKING WITH NEIGHBORS TO FIX SOMETHING IN THE COMMUNITY: In addition to formal volunteerism, the *Arizona Civic Health Index* measures informal ways that citizens work together to solve community problems. Arizona ranks 34th in the nation on this measure.

INDICATOR 9: WORK WITH NEIGHBORS TO FIX SOMETHING

2009 NATIONAL AVERAGE - 8.8%

ARIZONA AVERAGE - 8.1%

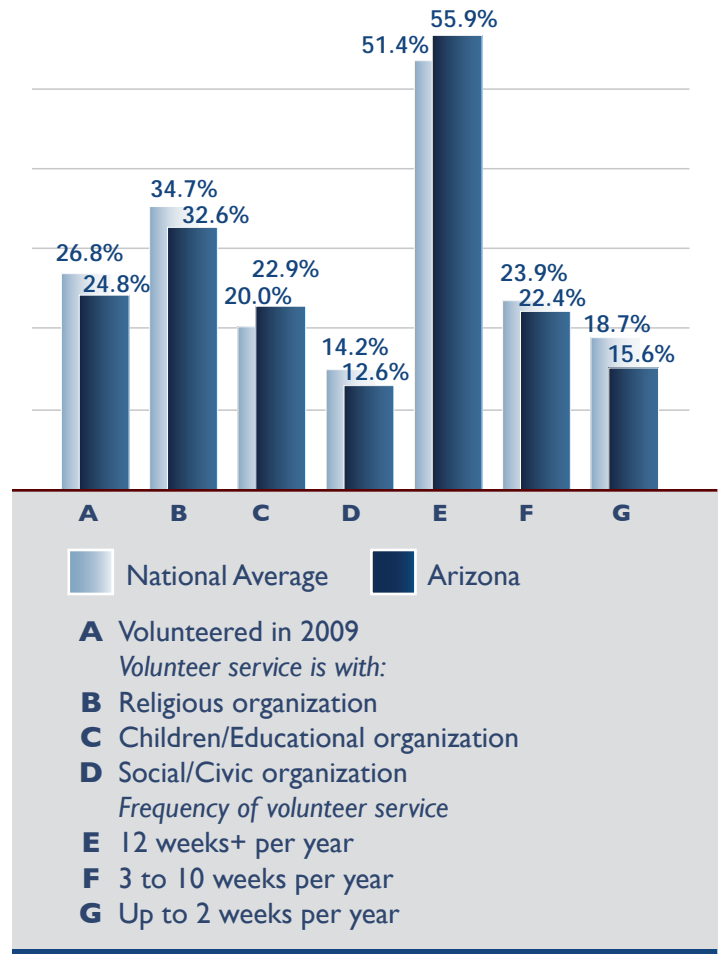


Opportunities for Arizona:

1. Provide opportunities for people to identify and fix a local problem.

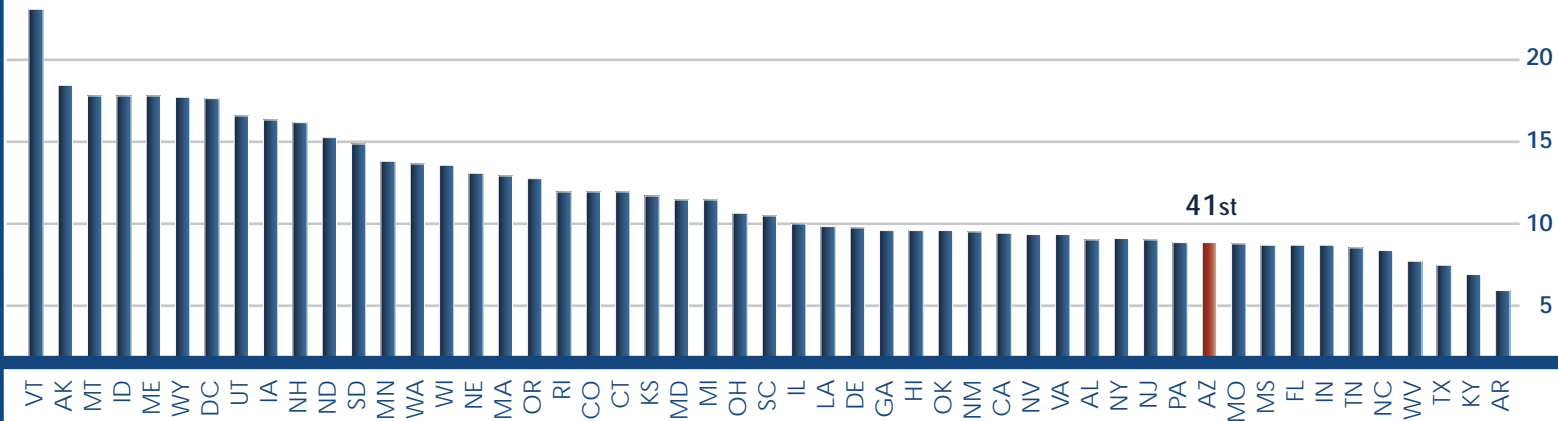
- Demographic groups in Arizona with higher participation estimates include people who are employed part-time (9.0%), married people (11.0%), those who have served on active duty in the U.S. armed forces (11.0%), and those with college experience (11.5%).
- Demographic groups in Arizona with lower participation estimates include single people (2.8%), those who are unemployed (3.7%), younger people 18- to 29-years old (3.2%) and those with a high school education (5.9%).

VOLUNTEERING



PARTICIPATING IN COMMUNITY MEETINGS: Traditionally, the town meeting has played a critical role in America’s public life—from statewide meetings like Arizona Town Hall to a variety of endeavors at the local level. The goal is to convene citizens from diverse backgrounds to discuss issues that affect everyone. Town meetings give citizens the chance to express their opinions and concerns about community issues directly to leaders and, equally important, to listen to one another. In addition to asking Arizonans if they have attended a public meeting about political issues, the survey also asks Arizonans if they have attended a public meeting dealing with local community issues. Arizona ranks 41st in the nation on this measure.

INDICATOR 10: ATTEND MEETING ABOUT LOCAL COMMUNITY ISSUES
2009 NATIONAL AVERAGE - 9.9% **ARIZONA AVERAGE - 8.9%**



Opportunities for Arizona:

I. Encourage all Arizonans to participate in local community meetings.

- Latinos participate in community meetings at half the rate of other ethnicities.
- Single (never married) Arizonans participate at half the rate of their married peers.
- Younger people (ages 18 to 29) participate at half the rate of Baby Boomers and Arizonans age 65+.

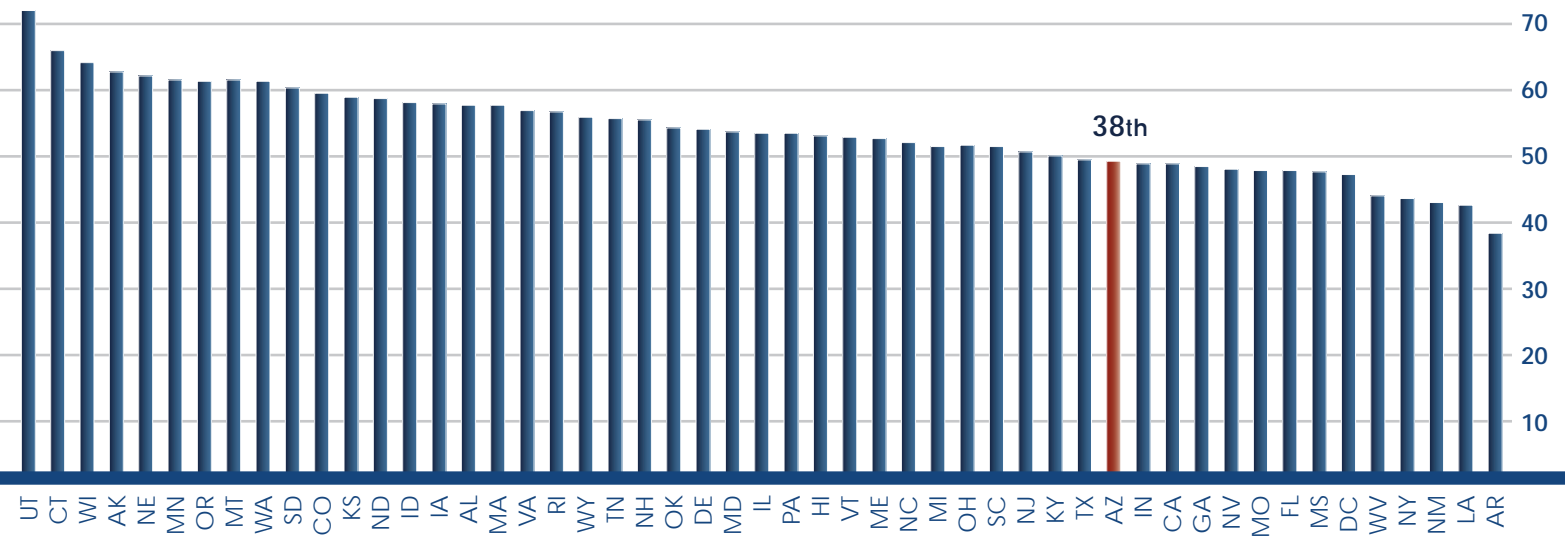
GIVING TO CHARITY: According to Giving USA, American giving reached a record high in 2007 when donations totaled \$314 billion. In 2008, charitable giving dropped to \$308 billion, a two percent decrease. Because 75% of donations are made by individuals, the economy tends to drive giving in Arizona and the nation.⁸ The *Arizona Civic Health Index* ranks Arizona 38th in the number of individuals who gave at least \$25 to charity in 2008-2009.



INDICATOR 11: CONTRIBUTED AT LEAST \$25

2009 NATIONAL AVERAGE - 52.0%

ARIZONA - 49.6%



Opportunities for Arizona:

I. Encourage all levels and types of giving.

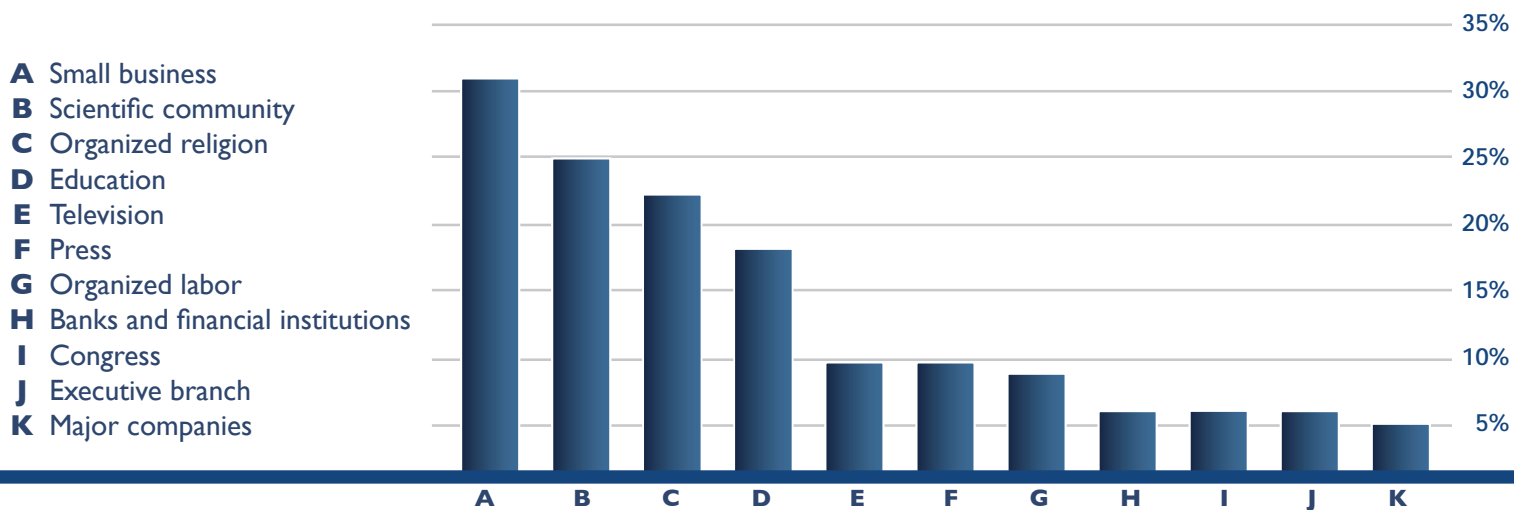
- Philanthropy increases with education, income and age. Participation rates for these groups range from estimates of 67% for college graduates to 72% for high-income individuals. Participation among those who have served on active duty in the U.S. armed forces is estimated at nearly 70%.
- Although people of modest means are less likely to make charitable contributions, they often give in other ways, such as providing food and shelter to relatives and close friends. This means of helping is increasing nationally during the economic recession.

SIGNIFICANT TRENDS IN AMERICA

2009 AMERICA'S CIVIC HEALTH INDEX

The events of the last few years are reshaping the way Americans think about several important issues explored in the 2009 *America's Civic Health Index*. This section details some of the questions and results from last year that were not collected in 2010, but that provide a context for assessing Arizona's civic health and exploring the way forward.

GREAT DEAL OF CONFIDENCE IN INSTITUTIONS 2009 AMERICA'S CIVIC HEALTH INDEX



LOSS OF CONFIDENCE: The lack of confidence that Americans express in government and other major institutions is a growing concern. The 2009 *America's Civic Health Index* asked questions about the level of trust and confidence citizens have in the major institutions of society at the national level.

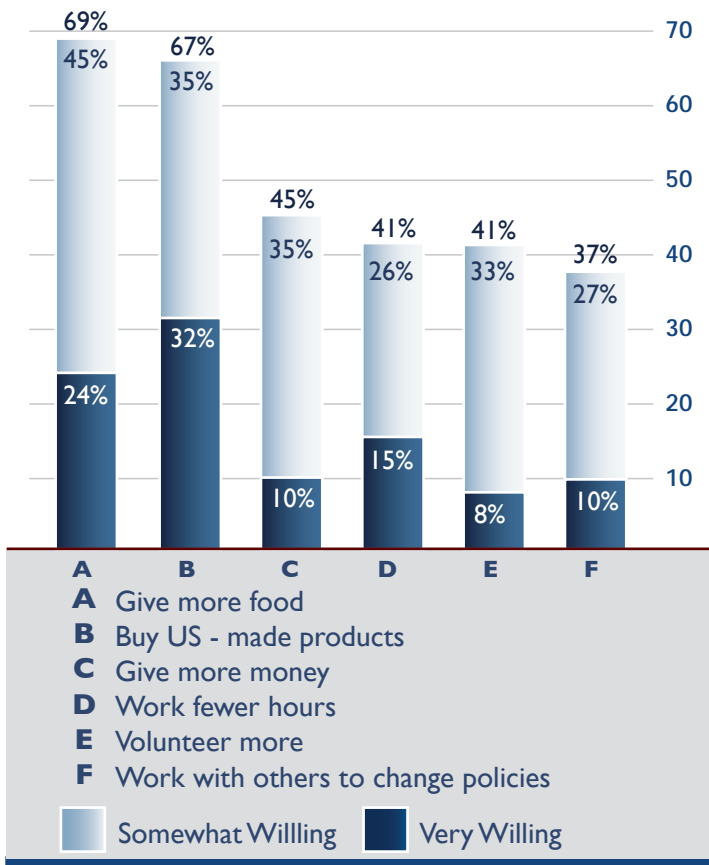
OTHER WAYS TO GIVE: Americans may be reacting to the economic recession by focusing on their own finances, but they are also providing food and shelter to family and friends. While these acts of generosity are not captured by traditional volunteer and charitable giving rates, they are an important indicator that was documented in the 2009 *America's Civic Health Index*.

AMERICANS ARE HELPING WITH SHELTER AND FOOD 2009 AMERICA'S CIVIC HEALTH INDEX



WILLING TO DO MORE: In addition to measuring and tracking citizen engagement, NCoC seeks opportunities to promote and increase it. The 2009 *America's Civic Health Index* asked Americans how willing they would be to become more involved. On this survey, Americans were more willing to choose individual activities than they were to choose an activity that involved working with others, such as engaging in political activism or volunteering.

HOW WILLING WOULD YOU BE TO...
2009 AMERICA'S CIVIC HEALTH INDEX

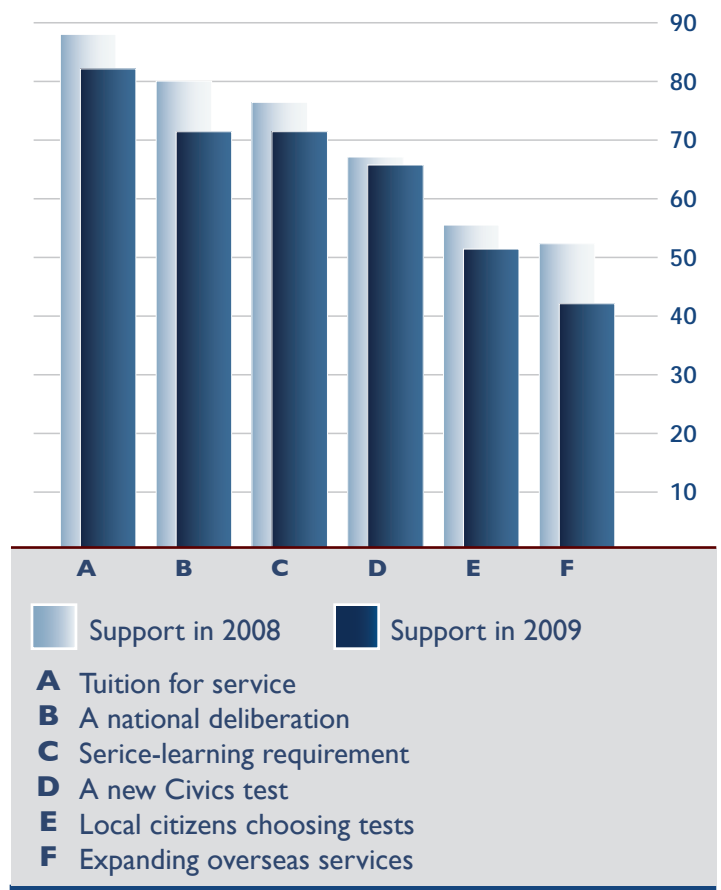


POLICY INCENTIVES TO ENCOURAGE CIVIC EDUCATION: The 2009 *America's Civic Health Index* asked Americans to rate a set of six policies that could prepare younger people for citizenship. As the results indicate, many ideas were popular and worthy of more discussion among leaders and citizens.



In Arizona, groups such as the Arizona Division for Community and Youth Development, the Governor's P-20 Council and the Arizona Vision for Youth Taskforce are advocating for increased resources for service-learning and youth civic engagement. However, Arizona has not made any significant changes in civic education policy in recent years.

SUPPORT FOR POLICY PROPOSALS
2009 AMERICA'S CIVIC HEALTH INDEX

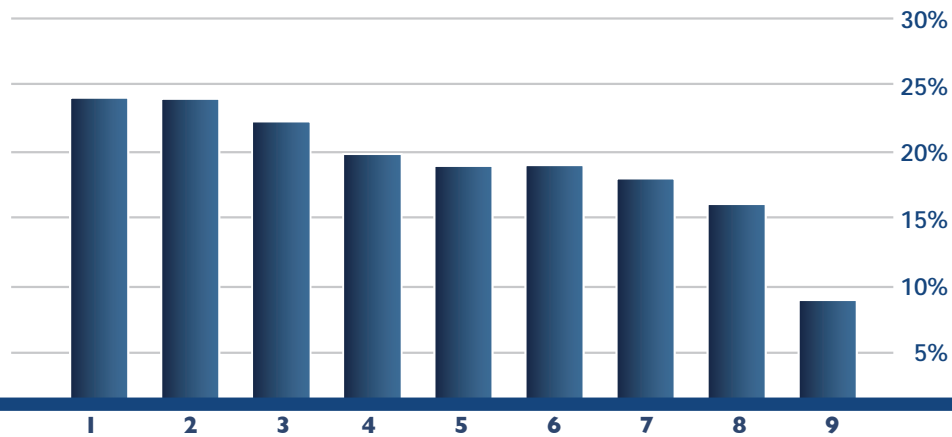


POLICY INCENTIVES TO INCREASE CITIZEN ENGAGEMENT: Through laws and policies, government can either encourage or frustrate citizen involvement in public life. The 2009 *America's Civic Health Index* asked Americans to rate nine incentives that might encourage citizen engagement and help leaders better understand what would motivate people to get involved. In general, NCoC found that younger generations were more likely to respond to incentives than older generations.

Although Arizona was not a participant in the 2009 *America's Civic Health Index*, NCoC has provided the 2009 questions and nationwide responses to the Center. Arizonans can take the short surveys online at www.TheArizonaWeWant.org. Results will be made public on the website.

% RESPONDING POSITIVELY TO INCENTIVES, RANK ORDERED
2009 AMERICA'S CIVIC HEALTH INDEX

- 1 Tax breaks
- 2 Paid time-off
- 3 Educational vouchers
- 4 Property tax incentives
- 5 Training for skills
- 6 Easy sign-up for short-term volunteering
- 7 Chance to win gifts/rewards
- 8 Free public transportation
- 9 Child care while helping

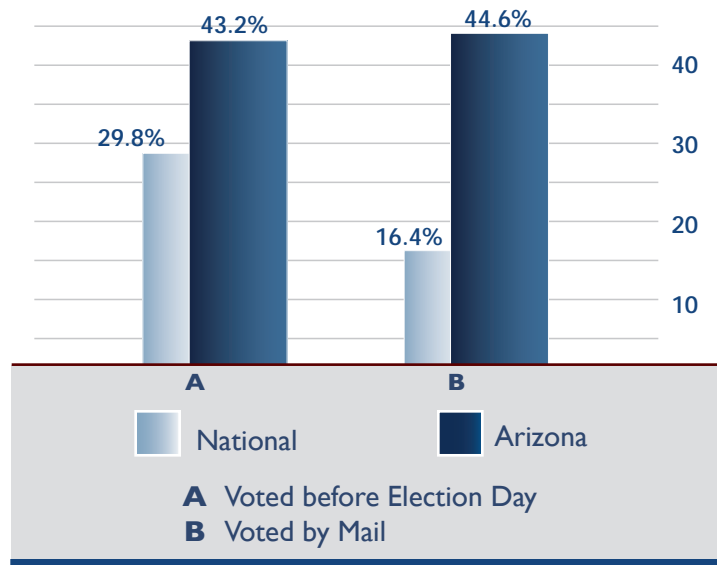


CONVENIENCE VOTING: Another significant national trend involves the many efforts being made at the state level to make voting easier and more convenient. Voter registration deadlines have been moved closer to election day in some states, with nine states now offering some form of Election Day registration. Online voter registration is becoming more common. In Arizona, online voter registration is available through the Department of Motor Vehicles, and requires either a valid Arizona driver license or non-operating identification issued by the Arizona Motor Vehicle Division.

Twenty-six states, including Arizona, offer both "no excuse" early voting and "no excuse" absentee voting. The *Arizona Civic Health Index* shows that Arizonans are using the opportunities provided and voting early and voting by mail.

The political implications surrounding convenience voting practices on voter turnout and the composition of the electorate is an area of increasing concern and study.⁹

CONVENIENCE VOTING IN ARIZONA
2010 ARIZONA CIVIC HEALTH INDEX



CONCLUSION

A CALL TO ACTION

The *Arizona Civic Health Index* has identified several key features of our state's civic health that require attention. The report also makes clear that Arizona lags many states in the nation in fully developing the attributes of a healthy society.

So, what are Arizonans to make of all this? Where do we go from here? How does Arizona, as a large and diverse state, find a way to make improvements on the key features of a healthy society? Perhaps we should start with the larger context of work on civic renewal that is going on around the country.

In 2006, the Case Foundation published *Citizens at the Center: A New Approach to Civic Engagement*, which frames the larger issues of civic engagement and creates a context in which individual initiatives can be developed.¹⁰ The report notes that many in the community service and civic engagement domain believe the United States is undergoing significant civic renewal, citing evidence of growing volunteerism throughout the country, especially among young people.

Critics however, cite powerful evidence that Americans have become more isolated and powerless than ever, and see little connection between themselves and their public leaders. They note a societal drift from the core democratic values of community to those emphasizing materialism, celebrity, and “me” rather than “we.” They argue that “using politics, especially voting, as a proxy for civic engagement” has some dangers for it assumes that voting is “an inherently deeper and more developed form of civic engagement” at the very time many Americans have turned away from politics.

The “Citizens at the Center” report proposes using approaches beyond voting and volunteering for community action by focusing on the “process of civic engagement where ordinary people come together, deliberate, and take action on problems or issues they themselves have defined as important and in ways they deem appropriate, whether through voting, volunteering, activism or organizing.” The Center for the Future of Arizona finds merit in this broader definition of the civic renewal movement yet believes, at the same time, that the *Arizona Civic Health Index* requires us to start with some basic steps that focus on voting, volunteering and connecting Arizonans to one another and their community.

Accordingly, the Center commits to playing a leading role in fostering a civic renewal initiative in Arizona with the goal of helping our state become known nationally as a leading force in civic renewal.

To begin the process, the Center is establishing a two-pronged strategy for fostering civic renewal:

COMMUNITY-BASED PROGRAMS: Within a one-year timeline, the Center will facilitate a network of five communities in Arizona. Each community will work with the Center to create an individualized local plan that includes an action agenda, timeline for implementation and budget. These five selected communities will then partner with the Center to bundle the individual community plans together into a major national funding proposal. The objective is to provide the five communities the resources required to implement their individual plans, to measure progress toward goals over time, to provide technical expertise, and to build the communications network needed to share results. A local collaborating funding partner will be invited to participate.

STATEWIDE CIVIC RENEWAL ACTIVITIES: Within a one-year timeline, the Center will also identify a lead partner from among the state's civic organizations to facilitate and coordinate a statewide civic renewal initiative. To develop the initiative, the Center will convene a roundtable of elected officials, business and civic leaders and other thought leaders from throughout the state to propose goals, objectives, process and timelines. The overarching initiative will be included in the major national funding proposal.

The Center for the Future of Arizona urges citizens and organizations throughout Arizona to join with us in this important endeavor.

TECHNICAL NOTES

The 2010 Civic Health Index is based on The Center for Information & Research on Civic Learning and Engagement's (CIRCLE) analysis of Census Current Population Survey (CPS) data. Volunteering estimates are from CPS September Volunteering Supplements (2007, 2008 and 2009), and data available from Volunteering in America. Voting and registration data are from the CPS November Voting/Registration Supplement (2004 and 2008). All other civic engagement indicators, such as access to information and connection to others, come from the 2008 and 2009 CPS Civic Engagement Supplement. For these indicators, the 2008 and 2009 data were combined whenever possible to achieve the largest possible sample size to minimize error.

For the Arizona report, the sample size for citizen engagement was 2,112 citizens (18 and over); the sample size for volunteering included an additional 1,191 citizens (16 and over).

Because the report draws from multiple data sources with varying error parameters, there is no exact estimate of margin of error for the national or Arizona sample. However, according to the Census Bureau, published margin of error for CPS voting and registration supplement from 2008 is $\pm 0.3\%$ for the national estimate and $\pm 0.3\%$ for Arizona. For specific population subgroups, the margin of error is greater.

The 2010 national report, America's Civic Health Assessment issue brief and executive summary can be found online at www.ncoc.net/CivicHealth2010. Rankings and data for all 50 states and 51 largest metropolitan areas are available at <http://civic.serve.gov>. The 2010 state report, *Arizona's Civic Health Index* can be found online at www.TheArizonaWeWant.org.

ENDNOTES

¹ *The Arizona Republic*, August 20, 2010

² Arizona Dept. of Commerce

³ Arizona Governor's Office of Strategic Planning and Budgeting, April 2010

⁴ *The Arizona We Want: Gallup Arizona Poll, 2009*. <http://www.TheArizonaWeWant.org>

⁵ *The Arizona We Want: Citizen Questions for Candidates, 2010*. <http://TheArizonaWeWant.org>

⁶ Arizona Office of the Secretary of State

⁷ Volunteering in America

⁸ Giving USA Foundation, *U.S. Charitable Giving Estimated to be \$307.65 billion in 2008*, June 10, 2009

⁹ Alvarez, Levin and Sinclair. *Convenience Voting in the 2008 Presidential Election*. March 15, 2010.

¹⁰ Cynthia Gibson, *Citizens at the Center: A New Approach to Civic Engagement*, Case Foundation, 2006

ACKNOWLEDGMENTS

COMMUNITY ADVISORY COMMITTEE

Marianne Cracchiolo Mago, Steele Foundation
Angela Creedon, Arizona State University
Pearl Esau, Teach for America
Lucia Fakonas Howard, O'Connor House
Bill Hart, ASU Morrison Institute
Tara Jackson, Arizona Town Hall
Jack Jewett, Flinn Foundation
Yvette Toledo Katsenes, Community Consultant
Knox Kimberly, Triadvocates
Courtney Klein, New Global Citizens
Ruth V. McGregor, Chief Justice (Ret.), Arizona Supreme Court
Sara Presler, Mayor of Flagstaff
Barbara Shaw-Snyder, Arizona State University
Keri Silvyn, Imagine Greater Tucson
Sarah Brown Smallhouse, Thomas R. Brown Foundations
Nancy Welch, Morrison Institute
John O. Whiteman, Whiteman Foundation
Tamara Woodbury, Girl Scouts—Arizona Cactus-Pine Council, Inc.

PRESENTING SPONSORS:

Whiteman Foundation
Health, Education and Welfare for Children



CENTER FOR THE FUTURE OF ARIZONA

Lattie F. Coor, Ph.D., Chairman and CEO
José A. Cárdenas, Board of Directors
George Dean, Board of Directors
Paul J. Luna, Board of Directors
Ruth McGregor, Board of Directors
Bill Post, Board of Directors
Sybil Francis, Ph.D., Executive Director
Pat Beaty, Senior Fellow & Project Director
Larry Penley, Senior Fellow
Marjorie Kaplan, Ph.D., Director of Beat the Odds Institute
Amanda Burke, Director of Education Innovation
Benah Parker, Ph.D., Director of Education Policy & Research
Robert Luster, Director of Web Communications
Bette DeGraw, Ph.D., Consultant
Rebecca Heller, Nonprofit Communications Consultant
Lin Phillips, Executive Assistant
LeArta Vance, Executive Assistant
Anna Chaplin, Administrative Secretary
Teresa Martineau, Administrative Secretary
Aurelia De La Rosa Aceves, Research Assistant
Karissa Kater, Research Assistant
Mike Silver, Research Assistant
Andy Matznick, Addison-Clark Design
Dave Tevis, Tevis Photographic



Dr. Lattie Coor
Chairman and CEO
Center for the Future of Arizona



NATIONAL CONFERENCE ON CITIZENSHIP

Board of Directors

Norma Barfield
Barry Byrd
Philip Duncan
Eric Federer
Thomas Gottschalk
Martin Krall
Gail Leftwich Kitch
Dennis McGinn
A.G. Newmyer
John Reeder
Benjamin Sorenson
Thomas Susman
Craig Turk
Michael Weiser (Chair)
Jocelyn White

Board of Advisors

Diana Aviv
James Basker
John Bridgeland (Chair)
Jean Case
Frank Damrell
John J. Dilulio, Jr.
Jane Eisner
Chester Finn, Jr.
William Galston
Stephen Goldsmith
Scott Heiferman
Walter Isaacson
Amy Kass
Michelle Nunn
Michael Pack
Robert Putnam
Charles Quigley
Ian Rowe
Tobi Walker

Founded in 1946 and federally chartered by the U.S. Congress in 1953, the National Conference on Citizenship (NCoC) is a leader in advancing our nation's civic life. We track, measure and promote civic participation and engagement in partnership with other organizations on a bipartisan, collaborative basis. We focus on ways to enhance history and civics education, encourage national and community service, and promote greater participation in the political process.

Many distinguished Americans have been involved with the growth and development of NCoC over the years including Presidents Harry S. Truman and Dwight D. Eisenhower and Chief Justices Earl Warren and Warren Burger. The roster of board members, advisors and guest speakers at NCoC events represent a diverse spectrum of leaders from across government, industry, academia, community and nonprofit organizations and the media, including Senators Robert Byrd and Lamar Alexander; Justices Sandra Day O'Connor, Stephen Breyer, Anthony Kennedy, Ruth Bader Ginsburg, and Antonin Scalia, philanthropists Ray Chambers and Eugene Lang, authors David McCullough and Walter Isaacson, scholars Robert Putnam and Stephen Goldsmith, TIME Magazine's Richard Stengel, MTV's Ian Rowe, ABC's Cokie Roberts, actor Stephen Lang, AOL's Jean Case, Facebook's Sean Parker, former Clinton Administration advisor William Galston and former Bush Administration advisor John Bridgeland.

NCoC's accomplishments are many, ranging from fueling the civic energy of the Greatest Generation freshly home from WWII to helping lead the celebration of our nation's Bicentennial in 1976. NCoC helped establish the observance of Constitution Day, each September 17, and our charter mandates we hold our annual conference close to this date with a focus on building a more active and engaged citizenry.

Since 2006, NCoC has produced America's Civic Health Index, the nation's leading measure of citizen actions and attitudes. In April 2009, NCoC was included in the Edward M. Kennedy Serve America Act. To help our communities harness the power of their citizens, the Corporation for National and Community Service and the U.S. Census Bureau were directed to work with NCoC to expand the reach and impact of these metrics through an annual Civic Health Assessment.

To advance our mission, better understand the broad dimensions of modern citizenship, and to encourage greater civic participation, NCoC has developed and sustained a network of over 250 like-minded institutions that seek a more collaborative approach to strengthening our system of self-government.

For more information, please visit www.ncoc.net

CIVIC INDICATORS WORKING GROUP

JOHN BRIDGELAND, CEO, Civic Enterprises; Chairman, Board of Advisors, National Conference on Citizenship; and former Assistant to the President of the United States & Director, Domestic Policy Council & USA Freedom Corps

NELDA BROWN, Executive Director, National Service-Learning Partnership at the Academy for Educational Development

KRISTEN CABELL, Director of Programs and New Media, National Conference on Citizenship

DAVID EISNER, President and CEO, National Constitution Center

MAYA ENISTA, CEO, Mobilize.org

WILLIAM GALSTON, Senior Fellow, Brookings Institution; former Deputy Assistant to the President of the United States for Domestic Policy

STEPHEN GOLDSMITH, Deputy Mayor of New York City, Daniel Paul Professor of Government, Kennedy School of Government at Harvard University; Director, Innovations in American Government; and former Mayor of Indianapolis

ROBERT GRIMM, JR., Professor of the Practice of Philanthropy and Nonprofit Management, University of Maryland

LLOYD JOHNSTON, Research Professor and Distinguished Research Scientist at the University of Michigan's Institute for Social Research; and Principal Investigator of the Monitoring the Future Study

KEI KAWASHIMA-GINSBERG, Lead Researcher, Center for Information and Research on Civic Learning and Engagement (CIRCLE) at the Jonathan M. Tisch College of Citizenship and Public Service at Tufts University

PETER LEVINE, Director, Center for Information and Research on Civic Learning and Engagement (CIRCLE) at the Jonathan M. Tisch College of Citizenship and Public Service at Tufts University

MARK HUGO LOPEZ, Associate Director of the Pew Hispanic Center; Research Professor, University of Maryland's School of Public Affairs

SEAN PARKER, Co-Founder and Chairman of Causes on Facebook/MySpace; Founding President of Facebook

KENNETH PREWITT, Director of the United States Census Bureau; Carnegie Professor of Public Affairs and the Vice-President for Global Centers at Columbia University,

ROBERT PUTNAM, Peter and Isabel Malkin Professor of Public Policy, Kennedy School of Government at Harvard University; Founder, Saguaro Seminar; author of Bowling Alone: The Collapse and Revival of American Community

THOMAS SANDER, Executive Director, the Saguaro Seminar, Harvard University

DAVID B. SMITH, Executive Director, National Conference on Citizenship; Founder, Mobilize.org

HEATHER SMITH, Executive Director, Rock the Vote

MAX STIER, Executive Director, Partnership for Public Service

MICHAEL WEISER, Chairman, National Conference on Citizenship

JONATHAN ZAFF, Vice President for Research, America's Promise Alliance

CIVIC HEALTH PARTNERS

STATES:

ARIZONA - Center for the Future of Arizona

CALIFORNIA - California Forward, Common Sense California, Center for Civic Education

FLORIDA - Florida Joint Center for Citizenship

ILLINOIS - Citizen Advocacy Center, McCormick Foundation

MARYLAND - Mannakee Circle Group, Center for Civic Education, Common Cause-Maryland, Maryland Civic Literacy Commission, University of Maryland

MISSOURI - Missouri State University

NEW YORK - Siena Research Institute

NORTH CAROLINA - North Carolina Civic Education Consortium, Center for Civic Education, NC Center for Voter Education, Democracy NC, NC Campus Compact, Western Carolina University Department of Public Policy

OHIO - Miami University Hamilton

OKLAHOMA - University of Central Oklahoma, Oklahoma Campus Compact

PENNSYLVANIA - National Constitution Center

TEXAS - University of Texas at San Antonio

VIRGINIA - Center for the Constitution, Colonial Williamsburg Foundation

CITIES:

CHICAGO - McCormick Foundation

MIAMI - Florida Joint Center for Citizenship and the John S. and James L. Knight Foundation

MINNEAPOLIS / ST. PAUL - Center for Democracy and Citizenship, Augsburg College and the John S. and James L. Knight Foundation

SEATTLE - Seattle City Club, Boeing Company, Seattle Foundation

www.NCoC.net



CENTER FOR THE
FUTURE OF ARIZONA

CENTER FOR THE FUTURE OF ARIZONA
541 EAST VAN BUREN, SUITE B-5, PHOENIX, ARIZONA 85004 | 602.496.1360

www.ArizonaFuture.org

Copyright © Center for the Future of Arizona and the National Conference on Citizenship. All Rights Reserved.